

# DPDT 18GHz Failsafe / Latching

## ◆ RF Characteristics

Frequency (GHz)	Ins.loss (dB)	Isolation (dB)	VSWR	RF Power CW (W)
DC-6	0.3	70	1.3	80
6-12	0.4	60	1.4	60
12-18	0.5	55	1.5	50



## ◆ Operating Voltage/Coil Current

Operating Voltage(V)		12	24	28
Coil Current (mA)	Failsafe	350	200	180
	Latching	400	200	185

\* It can be selected according to user requirements

TTL	TTL Low(V)	TTL High	
	0-0.3	3~5V	1.4mA

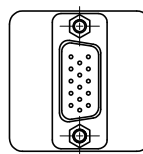
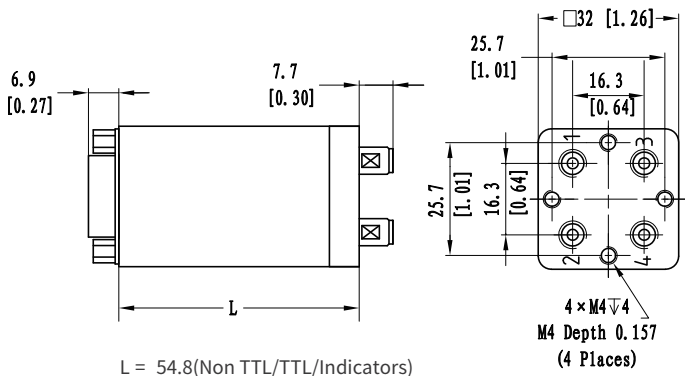
Indicators	Withstand Voltage V (max)	Current capacity mA(max)	Resistance Ω (max)
	50	100	15

\* Connect VDC & GND before the function operates

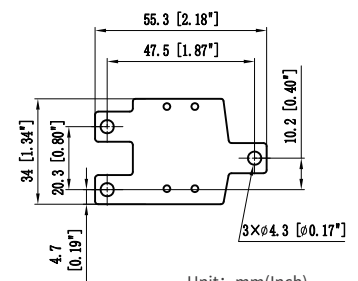
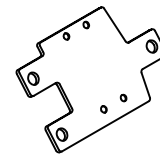
## ◆ Product Functions

- DC to 18GHz
- Low loss, Low VSWR, High Isolation
- SMA Connector
- Selectable TTL driver control

## ◆ Outline Drawing



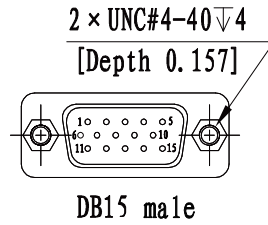
Unit: mm(Inch)



Unit: mm(Inch)

## ◆ Specifications

Switching Sequence: Break before Make	Mechanical Life Cycles: 2 million cycles	Mechanical Shock,Non-Operating: 50G、1/2 Sine、11 ms
Switching Time: 15ms max	RF Connectors: SMA Female	Vibration Operating: 20-2000 Hz、10G RMS
Storage temperature: -55°C~85°C	Impedance: 50Ω	Actuator Terminals: D-SUB 15Pin Male
Operating temperature: -25°C~65°C(Standard)		Weight: 100g
-45°C~85°C(Extended1)		
-55°C~85°C(Extended2)		



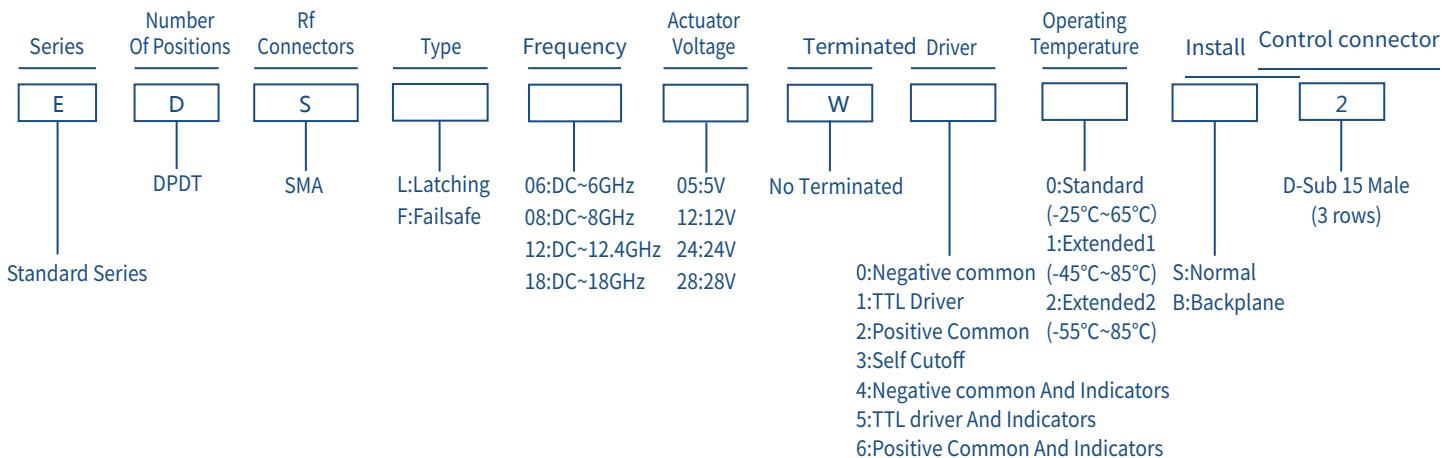
◆ Truth Table

Failsafe Non TTL			Failsafe TTL			
Actuator Terminals		RF Connector	Actuator Terminals		RF Connector	
D-SUB 15Pin Male			D-SUB 15Pin Male			
Pin No.	Define	No Power,RF 1-2,3-4	Pin No.	Define	No Power,RF 1-2,3-4	
1	GND	-	1	VDC	-	
2	V	RF 1-3,2-4	2	GND	-	
3~11	N/A	-	3	TTL	RF 1-3,2-4	
12	VDC	Indicators	4~12	N/A	-	
13	Ind.1		RF 1-2,3-4	13	Ind.1	RF 1-2,3-4
14	Ind.2		RF 1-3,2-4	14	Ind.2	RF 1-3,2-4
15	Ind.com		-	15	Ind.com	-

Latching Non TTL			Latching TTL			
Actuator Terminals		RF Connector	Actuator Terminals		RF Connector	
D-SUB 15Pin Male			D-SUB 15Pin Male			
Pin No.	Define	-	Pin No.	Define	-	
1	V1	RF 1-2,3-4	1	VDC	-	
2	V2	RF 1-3,2-4	2	GND	-	
3	GND	-	3	TTL	RF 1-2,3-4	
4~11	N/A	-	4	TTL	RF 1-3,2-4	
12	VDC	Indicators	5~12	N/A	-	
13	Ind.1		RF 1-2,3-4	13	Ind.1	RF 1-2,3-4
14	Ind.2		RF 1-3,2-4	14	Ind.2	RF 1-3,2-4
15	Ind.com		-	15	Ind.com	-

◆ Product Selection



★ EXP: EDSL0605W00S2: Standard Series, DPDT, SMA, Latching, DC~6GHz, 5V, Non Terminated, Negative common, Standard, Normal, D-Sub 15 Male.