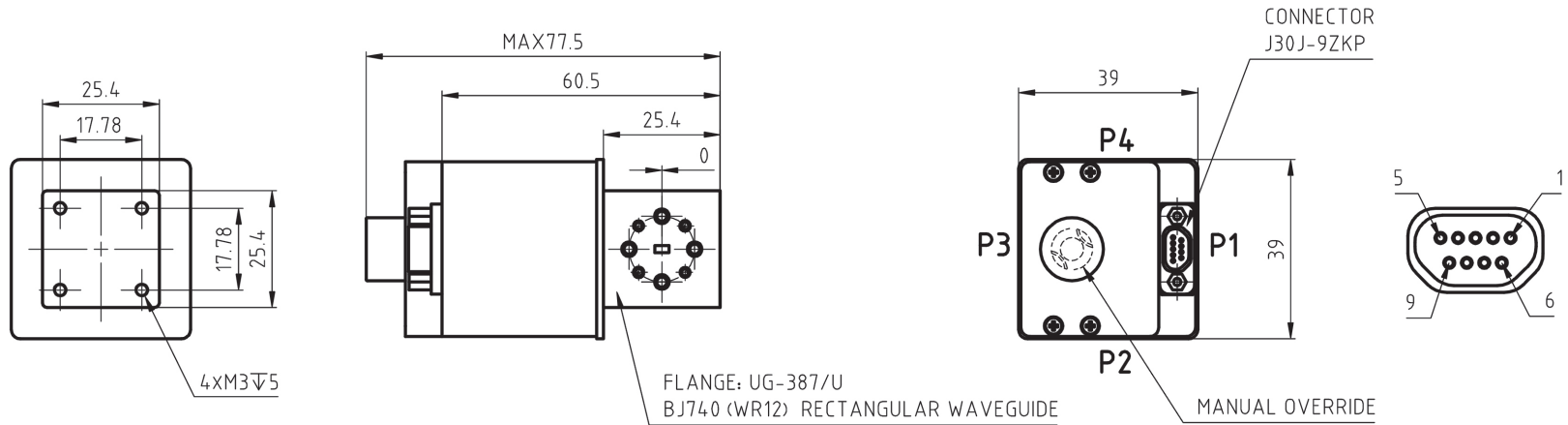


BJ740(WR12) WAVEGUIDE SWITCH



SPECIFICATION

FREQ RANGE:60.0GHz--90.0GHz

VSWR: ≤ 1.25

INSERTION LOSS: ≤ 0.50 dB

ISOLATION: ≥ 50 dB

SWITCHING TIME: ≤ 50 mS

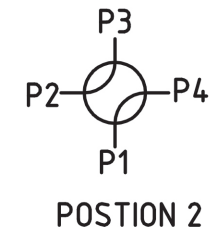
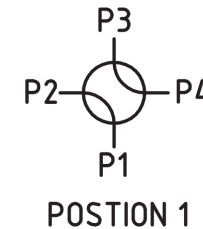
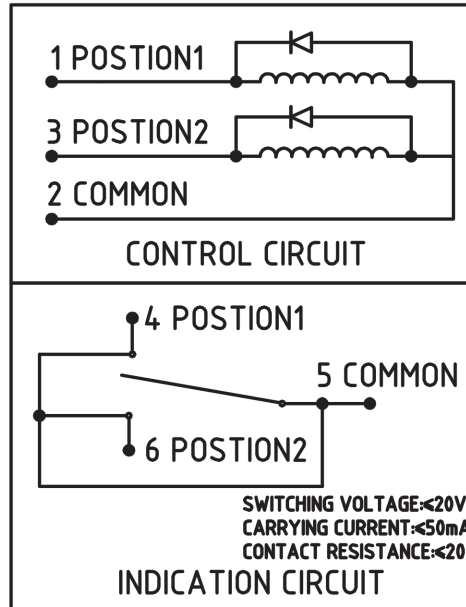
VOLTAGE:24 VDC,DURATION ≥ 50 mS

CURRENT: ≤ 625 mA@(24 VDC,25 c)

WORKING TEMPERATURE:-40 c --70 c

LIFE:100,000 CYCLES

CONTROL MODE:LATCHING,MANUAL/ELECTRIC



EXCITATION AND SWITCH STATUS
1 VDC, 2 GND, 4-5 CONNECTED, POSTION 1
3 VDC, 2 GND, 6-5 CONNECTED, POSTION 2

Model:UG38712DB2401